

POOL LIGHT TRANSFORMER

(Suitable for Halogen Pool Lights)

Owner Manual

WARNING

SAFETY INSTRUCTIONS: - Read Prior to Installing or Using Waterco Pool Light Transformer for Halogen pool lights. This equipment must be installed and serviced by a qualified technician.

Improper installation can create electrical hazards which could result in property damage, serious injury or death. Improper installation will void the warranty.

If the electrical supply cord of this product is damaged, return to supplier for repair to avoid hazards.

Table of Contents

CONGRATULATIONS -----	01
MULTI CONNECT TRANSFORMER SPECIFICATIONS & IDENTIFICATION --	01
INSTALLATION -----	02
GENERAL SAFETY RULES -----	04
WARRANTY -----	05

CONGRATULATIONS

The Waterco Pool Light Transformer is suitable to power ONE individual Halogen pool lights only.

TRANSFORMER SPECIFICATIONS & IDENTIFICATION

The Waterco Pool Light Transformer unit is designed to supply 12VAC power to extra low voltage lighting.

Product Code	Protection Rating	Input	Output	Outlets	Amps	Secondary Fuses
265032	IP65	230-240VAC 50Hz	12VAC 120 VA	x 1	10	12A

Overall Product Dimensions:

Length	Height	Width	Weight
126mm	176mm	100mm	2.5kg

INSTALLATION

The Waterco Pool Light Transformer can be installed either indoors or outdoors. However, the Waterco Pool Light Transformer must be positioned so that the grommet for the light cable to pass through the transformer housing to enable electrical connections is facing downward to the ground to ensure maximum protection of all electrical connections.

Choose a location for the Waterco Pool Light Transformer to ensure the distance between the transformer and the Halogen pool lights being connected complies with the Halogen pool lights maximum power cord length.

Note: Refer to the Halogen pool lights manufacturer's specifications.

The Waterco Pool Light Transformer should not be mounted in areas where chemicals are stored (e.g. acid and chlorine). Also ensure that the Waterco Pool Light Transformer can be connected to the mains power outlet of the pool area.

Note: This outlet must meet the current applicable local standards at the time of installation.

Note: Do not use a double adaptor to connect the Waterco Pool Light Transformer to the mains power as this will overload the system and void warranty.

The Waterco Pool Light Transformer is supplied with four (4 x) screws and wall plugs to be used to secure Waterco Pool Light Transformer to a suitable flat surface.

Remove the top cover by unscrewing the four plastic screws.

The transformer should be mounted a minimum of 300mm above ground level. Multiple units should be mounted a minimum of 200mm from each Transformer and a minimum distance of 500mm from any other electrical equipment or device. Cable outlet should be on underside of unit. Refer Figure 1.

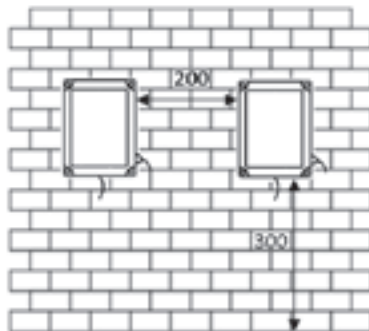
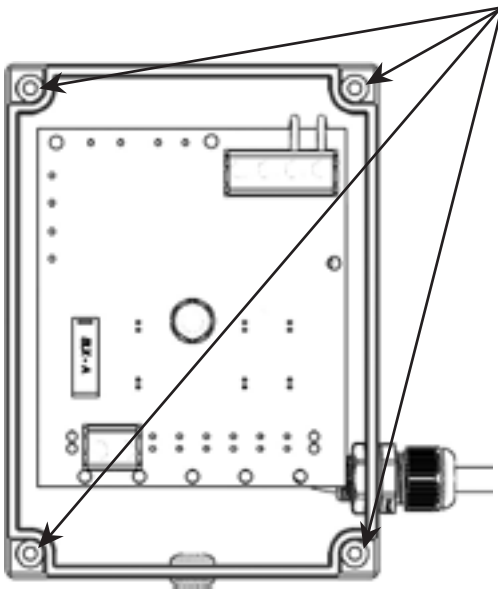


Figure 1

Only use the hole provisions as indicated below. See note A.

Connect light to the output terminal as indicated in figure below. See note B.

Fit the top cover, carefully re-tightening the four plastic screws. Do not overtighten.



NOTE A:

Mount transformer power supply to suitable surface using appropriate fasteners located through these (4 x) mounting holes.

Figure 2

NOTE B:
Connect light to the screw terminals.
Grommet installed to enable light cable to passthrough housing.

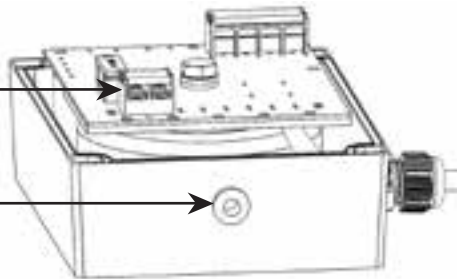


Figure 3

WARNING

The Waterco Pool Light Transformer is not designed for electrical connections in "SERIES".

GENERAL SAFETY RULES

1. The installation of the Waterco Pool Light Transformer should be carried out in accordance to the safety instructions of swimming pools especially Standard HD 384.7.702, Install & protection output circuit in accordance with AS/NZS61558.2.6, AS/NZS 3000:2007 or as amended and the specific instructions for each facility.
2. The rules enforced on accident prevention should be carefully followed.
3. Any modification of the Waterco Pool Light Transformer requires the prior consent of the manufacturer.
4. Original replacement parts and accessories authorized by the manufacturer ensure a high level of safety.
5. The manufacturer accepts no liability for the damage and injuries caused by unauthorised replacement parts and accessories.
6. During operation, some parts of the Waterco Pool Light Transformer are subject to dangerous electric voltage.
7. Work may only be performed on the Waterco Pool Light Transformer or on the equipment connected to it after disconnecting from the mains power.
8. The user should make sure that assembly and maintenance tasks are carried out by qualified authorised persons and that these persons have first carefully read the owner manual.
9. The operating safety of the Waterco Pool Light Transformer is only guaranteed if the owner manual instructions are correctly followed.
10. In the event of defective operation or fault, contact the manufacturer's Technical Support Department or its nearest Authorised Agent.
11. If the supply cord is damaged, it must be replaced by the manufacturer or its service agent or a similarly qualified person.
12. This appliance is not intended for use by persons (including children) with reduced physical, sensory or mental capabilities, or lack of experience and knowledge, unless they have been given supervision or instruction concerning use of the appliance by a person responsible for their safety.

WARRANTY

The Waterco Pool Light Transformer is covered by a 1 year warranty for domestic and commercial installations.

Waterco Contact Details.

OFFICES - AUSTRALIA

NSW - SYDNEY
(HEAD OFFICE)
Tel: +61 2 9898 8600

QLD - BRISBANE
Tel: +61 7 3299 9900

VIC/TAS - MELBOURNE
Tel: +61 3 9764 1211

WA - PERTH
Tel: +61 8 9273 1900

SA/NT - ADELAIDE
Tel: +61 8 8244 6000

ACT DISTRIBUTION
Tel: +61 2 6280 6476

OFFICES - OVERSEAS

WATERCO (EUROPE) LIMITED
Sittingbourne, Kent, UK
Tel: +44 (0) 1795 521 733

WATERCO FRANCE
Saint Priest, France
Tel: +33 4 72 79 33 30

WATERCO (USA) INC
Augusta, Georgia, USA
Tel: +1 706 793 7291

WATERCO CANADA
Longueuil, Quebec, Canada
Tel: +1 450 748 1421

WATERCO (NZ) LIMITED
Auckland, New Zealand
Tel: +64 9 525 7570

WATERCO © LIMITED
Guangzhou, China
Tel: +86 20 3222 2180

WATERCO (FAR EAST) SDN BHD
Selangor, Malaysia
Tel: +60 3 6145 6000

PT WATERCO INDONESIA
Jakarta, Indonesia
Tel: +62 21 4585 1481

WATERCO SINGAPORE INTL PTE LTD
Nehsons Building, Singapore
Tel: +65 6344 2378

WATERCO

Waterco Limited ABN 62 002 070 733

