



Electr Heat

Heat Pumps for Swimming Pools
extend the season or swim year round



Energy efficient heating

A swimming pool is a major financial investment. Getting the most out of your pool, means keeping the pool at a swimmable temperature for the maximum number of hours in each day and the maximum number of days in each year. A heat pump will economically keep your pool warm 24 hours a day.

Compared to gas and electric heaters, the Electroheat and Electroheat Plus ranges use just a fraction of the energy to generate the same amount of heat and unlike solar heating; there is no reliance on the sun as the latent heat in the air is used.

The Electroheat heat pump range are an ideal solution for heating:

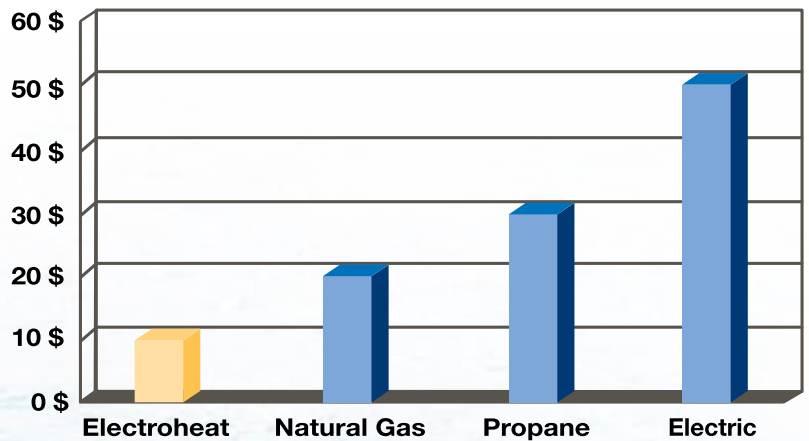
- Swimming pools to extend the season
- Swimming pools for year round enjoyment
- Plunge pools
- Swim spas and spas

Cost effective heating

Heat pumps only require energy to operate a compressor and a fan motor, using low amperage in the process.

For every 1kW of electricity consumed, Electroheat can produce up to 5 kW of heat.

Save up to 80% over propane gas, 50% over natural gas and 500% over electric heaters.



How the Electroheat works

Electroheat uses refrigeration technology to extract heat from the surrounding air and transfers it to the swimming pool.

Heat extraction

The fan circulates air through the evaporator air coil that acts as a heat collector. The liquid refrigerant in the evaporator air coil absorbs the available heat from the ambient air.

Heat Transfer

The heat from the hot refrigerant flowing inside the heat exchanger is then transferred to the pool water.

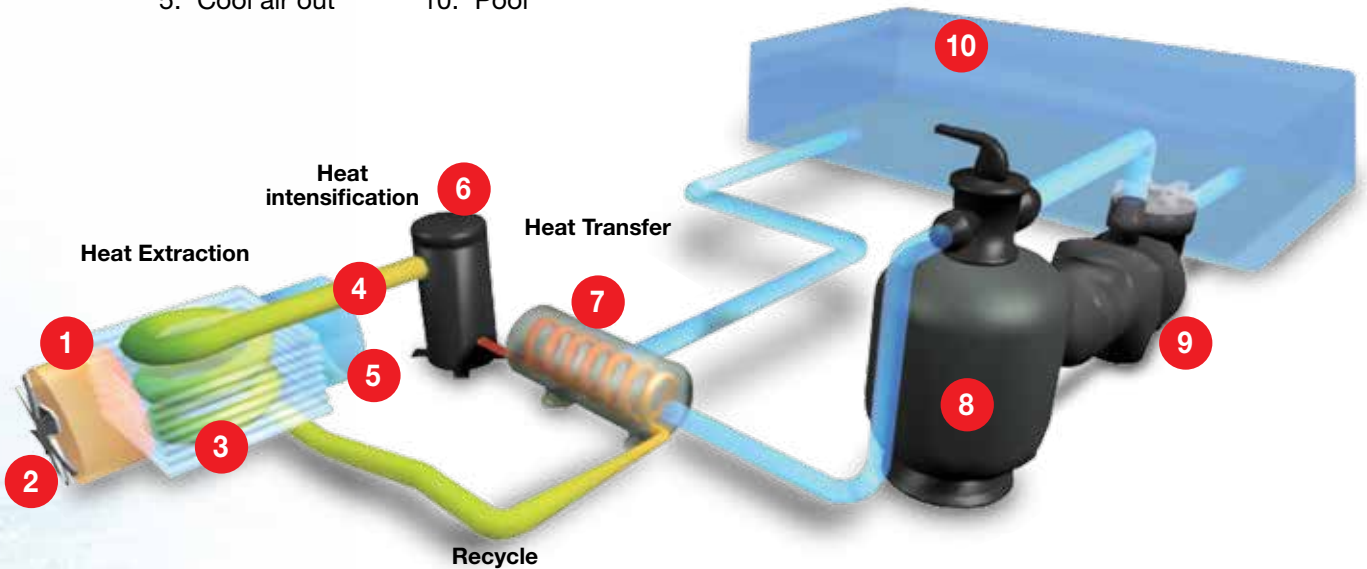
Heat Intensification

The compressor then receives the warmed refrigerant and intensifies the heat. The intensely hot refrigerant is then pumped into the heat exchanger.

Recycle

The refrigerant restarts the process and flows through the evaporator air coil to collect heat once again.

- | | |
|-----------------|-------------------|
| 1. Warm air in | 6. Compressor |
| 2. Fan | 7. Heat exchanger |
| 3. Evaporator | 8. Filter |
| 4. Warm gas | 9. Water Pump |
| 5. Cool air out | 10. Pool |



Electr Heat



Electroheat MKIV pool heat pumps feature compact design and horizontal venting and are ideal for heating:

- ✓ Swimming pools to extend the season
- ✓ Plunge pools
- ✓ Swim spas
- ✓ Spas
- ✓ Available in 9,12, 15, 19 & 23kW heating capacities

Electr Heat Plus



Electroheat Plus MKIII pool heat pumps feature vertical venting and a large evaporator area for maximum performance and are ideal for heating:

- ✓ Swimming pools for year round enjoyment
- ✓ Swimming pools to extend the season
- ✓ Swimming pools where roof space for solar is limited
- ✓ Available in 25, 31, 37 & 44kW heating capacities



SMART CONTROLS for temperature management and self diagnosis




INBUILT SAFETY DEVICES for water flow, refrigerant level and compressor startup delay



POWERFUL HEAT TRANSFER through the coiled heat exchanger maximising water contact



TITANIUM heat exchanger coil is highly resistant to ozone, iodine, baquacil, salt and chlorinated water



LARGE EVAPORATOR AREA to extract more ambient heat



SCROLL COMPRESSOR for improved efficiency and high performance



WEATHERPROOF CABINET for outdoor installation



R410A REFRIGERANT, ozone friendly and maximises performance



5 YEAR WARRANTY – Residential 2 + 3 years and Commercial 1 year

Conditions apply, see the Waterco Limited warranty set out in the Waterco Warranty Booklet or view it at www.waterco.com.au



Frequently asked questions

Should I use a pool cover?

The most effective way to prevent heat loss is to install a pool cover. An un-blanketed pool loses 2-3 times more heat than a blanketed pool. Pool covers virtually eliminate evaporation and reduce heat loss by insulating the surface of the pool, greatly reducing pool heating costs. As with all pool heaters, it would be advisable to use a pool cover at night, and when the pool is not in use.

What is the minimum ambient operating temperature?

The heat pump will actually operate down to an ambient air temperature of 10°C, but with minimal heat output. Therefore we recommend that the minimum operating temperature should be 10°C.

What is the best location for the Electroheat?

The location of the Electroheat is very important in keeping installation costs to a minimum, while providing for maximum efficiency of operation as well as allowing adequate service and maintenance access.

The unit should be located as close as practically possible to the existing pool pump and filter to minimise water piping. The use of 90 degree bends and short radius elbows in the water piping should be kept to a minimum. The longer the distance from the pool, the higher the heat loss from the piping.

Can the Electroheat be enclosed?

The Electroheat is designed for outdoor installation and should not be installed in totally enclosed areas such as a shed, garage, etc., unless mechanical ventilation is provided to ensure adequate air exchange for proper operation. Re-circulation of cold discharged air back into the evaporator coil will greatly reduce unit's heating capacity and efficiency.

What is the Electroheat's performance dependent on?

Performance will fluctuate depending on water and weather temperatures. 5 important factors determine the performance of Electroheat:

1. Size of the pool
2. The desired temperature of the pool
3. Ambient air temperature - the warmer the air, the better the performance
4. The presence of a pool cover
5. The size of the heater

What is the Electroheat's heater running time?

Most units should be sized to operate during the pool filtering cycle time of 8 - 12 hours daily, providing a steady flow of heated water. On warmer days the heater will run less because the heat loss will be less.

Electroheat heat pumps have a lower heating capacity on a BTU/hr basis compared to fossil fuel based pool heaters such as gas heaters. Therefore, Electroheat heat pumps require longer operation to accomplish the desired temperature.

Between 10°C to 18°C, it will increase your water temperature by 3°C to 5.5°C a day. Over 21°C you should obtain an increase up to 0.8°C a hour and over 26°C up to 1.1°C an hour depending on the size of the pool, the size of the heat pump, the water temperature, and the ambient air temperature at the moment of operation.

Even though the Electroheat may require longer operation, it will still heat the pool far more economically.

How does Electroheat compare with solar heating and gas heating?

Solar

- Fuelled by the power of the sun, solar heating systems are a low-cost method of heating up your pool water.
- As solar heating is reliant on the sun, they are best used to extend the swimming season.
- Virtually no operating costs, just the cost of electricity to pump the pool water through the solar absorber on the roof.

Gas heaters

- Gas heaters are the fastest method for heating your pool, providing a comfortable temperature for swimming on demand. Gas is best for heating pools or spas for short periods of time.
- Gas heaters can easily maintain any desired temperature regardless of the weather.
- Gas heaters are effective, but expensive to operate.


Heat pumps

- Heat pumps may not heat up the swimming pool as fast as gas heaters, but are more energy efficient.
- Heat pumps require a small amount of electricity; its heat energy source is extracted from the ambient air.

Clearance



Dimensions



Electroheat MKIV & Electroheat Plus MK3 Range

Performance Specifications									
	Electroheat MKIV					Electroheat Plus			
Nominal Power Output (kW)*	9	12	15	19	23	25	31	37	44
Nominal Heating Capacity BTU*	30700	41000	51000	64000	78,500	85,000	105,000	125,000	150,000
Product Code	278092	278121	278151	278191	278231	2782533	2783133	2783733	2784433
Power Output (kW): Air 26C / Water 26C / RH63%	8.9	11.74	13.52	18.54	21.8	24.5	30.6	36.2	43.7
COP	5.7	6.1	6.1	6.3	6.2	4.9	5.5	5.4	5.7
Power Output (kW): Air 15C / Water 24C / RH70%	6.8	9.2	9.4	17	20.0	22.5	28.5	35.0	42.0
COP	4.8	4.8	4.3	5.8	5.7	4.5	5.2	5.2	5.4
Supply Voltage (VAC)	230 - 240					380 - 415			
Supply Voltage Phase	Single Phase					Three Phase			
Power Consumption (kW/h)	1.5	1.9	2.2	2.9	3.5	5.0	5.6	6.7	7.7
Unit Running Amperage (AMP)	6.2	7.9	9.5	12.1	14.5	12.0	13.5	16.1	18.5
Minimum Breaker or Fuse (AMP)	16	16	20	25	32	20	25	25	32
Electrical Connection	10A 3 Pin Plug	15A 3 Pin Plug	Terminals						
Min. / Max. Ambient Air Temperature (C)	10 / 40								
Min. / Max. water inlet temp (C)	18 / 40								
Water Connections (mm)	40mm								
Min. / Max Water Flow Rate LPM	114 - 227					95 - 230		132 - 303	
Weight (kg)	50	54	78	84	87	89	93		
Dimensions W x L x H (mm)	1170 x 320 x 685					750 x 850 x 1000		890 x 880 x 1130	
Refrigerant	R410A								

Related products:

Electroheat Ultra range - Pool heat pumps with hot gas de-icing for cold climates.
Electroheat Pro range - Pool heat pumps for commercial applications.

Sizing Chart to Heat Your Pool to 28°C					
		Temperate Location *		Warm Location **	
		Min 12 hrs / Day Run time		Min 12 hrs / Day Run time	
Pool Size (m)	Litres	with Pool Cover	No Pool Cover	with Pool Cover	No Pool Cover
3 x 6	Up to 21000	9kW	12kW	9kW	9kW
3 x 7	Up to 28000	9kW	15kW	9kW	12kW
4 x 7	Up to 35000	15kW	19kW	9kW	15kW
4.5 x 8.5	Up to 55000	23kW	25kW	15kW	19kW
5 x 10	Up to 70000	31kW	37kW	25kW	31kW
5.5 x 11	Up to 95000	37kW	44kW	31kW	37kW
6 x 12	Up to 110000	44kW	31kW x 2	37kW	44kW
6 x 15	Up to 130000	31kW x 2	37kW x 2	44kW	25kW x 2

Note: Heat pump sizing is influenced by ambient temperature, humidity, use of a pool cover, night time temperature, pool location, wind factor, water features and if the unit is switched off over night. Therefore, any under sizing of the heater for your pool heating requirements is not the responsibility of Waterco.

* Temperate Location:- Where minimum average daytime temperatures between September to May are not less than 18°C.

** Warm Location:- Where minimum average daytime temperatures between September to May are not less than 24°C

OFFICES - AUSTRALIA

NSW - Sydney (Head Office)
Tel: +61 2 9898 8600

QLD - Brisbane
Tel: +61 7 3299 9900

VIC/TAS - Melbourne
Tel: +61 3 9764 1211

WA - Perth
Tel: +61 8 9273 1900

SA/NT - Adelaide
Tel: +61 8 8244 6000

ACT Distribution
Tel: +61 2 6280 6476

OFFICES - OVERSEAS

Waterco (Europe) Limited
Sittingbourne, Kent, UK
Tel: +44 (0) 1795 521 733

Waterco (USA) Inc
Augusta, Georgia, USA
Tel: +1 706 793 7291

Waterco Canada
Longueuil, Quebec, Canada
Tel: +1 450 748 1421

Waterco (NZ) Limited
Auckland, New Zealand
Tel: +64 9 525 7570

Waterco (C) Limited
Guangzhou, China
Tel: +86 20 3222 2180

Waterco (Far East) Sdn Bhd
Selangor, Malaysia
Tel: +60 3 6145 6000

PT Waterco Indonesia
Jakarta, Indonesia
Tel: +62 21 4585 1481

Waterco Singapore Int'l Pte Ltd
Nehsons Building, Singapore
Tel: +65 6344 2378

Waterco France
Saint Priest, France.
Tel: +33 4 72 79 33 30

DISTRIBUTED BY:

WATERCO
water, the liquid of life

